



REVIEW



September 23, 2022

Message From Administration

Hello Rouge Park Families,

We are really excited about next week's Meet the Teacher/Curriculum night. This is the first time we have been able to open our doors to the community since early 2020! We hope you will enjoy touring our beautiful building and meeting our incredible staff. As noted below, we will have spirit wear samples to try, snacks to buy, the band to listen to and classrooms to visit. We hope you will be able to join us.

Next week will be a busy one for our students with Safety Week, the Cross Country Meet, Orange Shirt Day and our first pizza day.

Our student leadership team is up and running along with many music clubs and cross country running. We have planned two volleyball tournaments for later in the fall and a variety of primary clubs and activities. Our staff feels an incredible vibe in the building as we return to regular school life.

As always, reach out if you need us for anything. We are here to help.

Lindsey Maclean
lindsey.maclean@yrdsb.ca

Leeann Morrow
leeann.morrow@yrdsb.ca

Upcoming Events:

Date	Day	What's Happening at School?
Sept 26	3	<ul style="list-style-type: none">• Grade 4-8 Choir @ lunch• Intermediate volleyball signup at lunch in room 226
Sept. 27	4	<ul style="list-style-type: none">• cross-country @ first recess• Student leadership and ambassador team meeting @ lunch• Primary Choir lunch
Sept. 28	5	<ul style="list-style-type: none">• cross-country @ first recess• Grade 7 and 8 band @ lunch• practice lockdown drill• Meet the Teacher night 6:00-7:30
Sept. 29	1	<ul style="list-style-type: none">• Cross Country Meet for our grade 4-8 team• String club @ lunch• Pizza Day for all who ordered• School Council Meeting 6:30-7:30 in our library

Sept. 30	2	<ul style="list-style-type: none"> • Orange Shirt Day - see below • Percussion Group @ lunch
Upcoming: October 7th - Terry Fox Run October 10th -Thanksgiving Day - no school		

Pokemon Cards

Rouge Park seems to be in the midst of a new Pokemon craze. We do not believe in banning things that help teach students valuable life skills. We do, however, want to ensure that students are not bringing really expensive cards to school that will cause them to be extremely upset should they get lost. We have asked that students only trade cards with one grade above or below their own. Older students have been told that they can not take advantage of their age and power by convincing younger students to make a trade!



Please remember that any personal item that a student brings to school is at their own risk. We always advise that expensive or treasured items remain at home.

Meet the Teacher/Curriculum Night

We are excited to invite you to an in-person Meet the Teacher Night on Wednesday, September 28. We will start the evening with an optional meet and greet from 6:00-6:30 in the gym and the halls of our school. Our intermediate student leadership team will be selling some snacks, Spirit Wear will be on display for sizing, our grade 7/8 band will play some music and staff will be on hand to say hello. This will be your chance to see inside Rouge Park, look at hallway displays and chat with staff and other families. Staff will then meet families in their classrooms where there will be two presentations. The first will be from 6:30-6:50 and the same presentation will be repeated from 7:00-7:20. This will allow families with two children to attend both classrooms. We can't wait to welcome you into Rouge Park!

Spirit Wear

Rouge Park spirit wear is once again on sale on School Cash Online. We will have samples available to try at Meet the Teacher night next Wednesday. There is also a product and size guide below. If you are in need of financial support to access spirit wear for your child(ren), please contact me (lindsey.maclean@yrdsb.ca). Alternatively, if you would like to donate an article of clothing to another family, please also send me an email.



Orange Shirt Day

The orange shirt day movement started in 2013 to highlight the pain and suffering of thousands of Indigenous children who were sent to residential school throughout the last century (1831-1996) September 30th was chosen for Orange Shirt Day as this was historically the time of year First Nation Metis and Inuit children were taken from their homes and transported to residential schools far from their own communities. At Rouge Park, staff will be spending time on Indigenous education all year with a special focus around Orange Shirt Day near the end of September. Please encourage your child to wear some orange on Friday, September 30th.



Terry Fox Run

Rouge Park Public School is proud to be participating in this year's **Terry Fox School Run, on Fri. October 7, 2022**. Let's get our fundraising going and show everyone how we can "try like Terry"!

Donate to: <https://schools.terryfox.ca/RougeParkPSMarkham>. Any amount is appreciated. Together, we can all make a difference. #terryfoxschoolruns #tryliketerry @terryfoxfoundation

Pizza Days at Rouge Park

This year we will once again be offering pizza lunch one day a week. All of the details are below. Please note, all interested families are asked to sign up for pizza using School Cash Online by **Sunday, September 25th**. **No late orders will be accepted.**

- Reginos Cheese Pizza – individually boxed with two slices
- Delivered every Thursday at lunch
- Session 1 starting **Thursday, September 29** and finishing Thursday, November 3 (6 weeks of pizza)
- Price is \$8 a week

Sign up on School Cash Online

If you are new to School Cash Online, please visit our webpage at <http://www.yrdsb.ca/schools/rougepark.ps/Pages/default.aspx> and in the bottom right corner you will see a School Cash Online button and also Registration Instructions. Please note that all school fees will need to be paid for using this program so it's a great idea to register early.

New Covid Guidelines

Families are still asked to screen their children using the [screening tool](#) for the 2022-2023 school year. This tool has been updated to reflect new protocols and guidelines. **A reminder that YRDSB is no longer a hybrid learning environment. If your child is sick or on an extended vacation, there is no option for virtual learning.**

School Assistants Needed

We are looking for School Assistants to help supervise during lunch hours. These are paid positions. We welcome parents and community members to apply and join the Rouge Park team. If you are interested in this role, please contact our school office and speak to Ms. Khan or Ms. Drapeau (905) 350-0005.

School Council

The Rouge Park School Council is an advisory group of parents, teachers, and staff that serve a vital role in helping our students reach their potential in all aspects of school life. The School Council promotes student achievement in many ways including; advising on school policies and procedures, assisting with school programs, fundraising etc. **School Council Candidate Nomination Forms** were sent electronically with the start up package. If you would like to nominate yourself or another community member, please send an email and a scanned copy of the nomination form to Lindsey Maclean by September 23, 2022, at lindsey.maclean@yrdsb.ca. Alternatively, you can fill in our [School Council Nomination Form](#). The School Council members will be published in the newsletter unless a school council election is required. The first meeting will be held at Rouge Park on **Thursday, September 29 at 6:30pm.** We hope to see many of you there!

Health Forms

Fillable Health Care forms are now available for families who have children with asthma, seizure disorders, anaphylaxis, diabetes, and/or other prevalent medical conditions. This also applies to children who require the administration of medication at school. These forms can be accessed through the links below and/or a paper copy can also be requested from your child's school office.

[Anaphylaxis Health Care Plan](#)

[Asthma Health Care Plan](#)

[Diabetes Health Care Plan](#)

[Epilepsy/Seizure Disorder Health Care Plan](#)

[Self Administration of Medication Form](#)

[Staff Administration of Medication Form](#)

Once you've completed the appropriate Health Care Plan, please return it WITH the appropriate medication to school with your child. The form and medication can be placed in a sealable bag, with the student name marked on the bag and left at the office.

Prayer Room

A reminder to families that we have a Designated Prayer Space available at school. Please speak with your child's teacher if your child would like access to this area.

Religious Accommodations

If you filled in a Religious Accommodations Form in the Start-up Package, it is a good idea to also let the classroom teacher know. This way we can ensure we have all relevant information right from the start of the year.

Start-Up Forms

At the start of each school year, schools share with families a package of information about the school. Families will also receive a copy of the [Guide to the School Year](#) booklet in the coming weeks. We also ask families to complete some important forms. These forms are now available online.

[Please complete and submit these online School Start-Up Forms](#) through your child's YRDSB Google account.

- You can access your child's YRDSB Google account via a web browser. For best results, use a computer rather than a mobile phone.
- The username is your child's YRDSB Student Number. Your child will receive their login information from the school at the start of the year. If you or your child do not know the password to log in to their Google account, please contact your child's teacher or the school office.
- Frequently asked questions and additional information on [how to complete the forms](#) are available on the Board website under [Family Resources](#) (click on the "Need Help" link for Family Start-Up Forms).

It is important that these forms are completed as soon as possible at the start of the school year. There are both mandatory and optional forms. The forms are to be completed for all students, whether they are attending school in person or participating in remote, online learning. Your child's school will access the information.













Please complete a separate form for each child attending our school.

ROUGE PARK



Spirit Wear



Price & Description	Item Code		
<p>T-shirt Logo 1</p> <p>Youth: \$15 Adult: \$17</p>	 <p>T1.1</p>	 <p>T1.2</p>	 <p>T1.3</p>
<p>T-shirt Logo 2</p> <p>Youth: \$15 Adult: \$17</p>	 <p>T2.1</p>	 <p>T2.2</p>	 <p>T2.3</p>
<p>Pull-Over Hoodie Logo 1</p> <p>Youth: \$32 Adult: \$35</p>	 <p>H1.1</p>	 <p>H1.2</p>	 <p>H1.3</p>
<p>Pull-Over Hoodie Logo 2</p> <p>Youth: \$32 Adult: \$35</p>	 <p>H2.1</p>	 <p>H2.2</p>	 <p>H2.3</p>

Price & Description	Item Number
<p>Gym Short Logo 1</p> <p>Yout: \$23 Adult: \$25</p>	<div style="display: flex; justify-content: space-around; align-items: center;"> <div style="text-align: center;">  <p>GS1.1</p> </div> <div style="text-align: center;">  <p>GS1.2</p> </div> </div>
<p>Gym Short Logo 2</p> <p>Youth: \$23 Adult: \$25</p>	<div style="display: flex; justify-content: space-around; align-items: center;"> <div style="text-align: center;">  <p>GS2.1</p> </div> <div style="text-align: center;">  <p>GS2.2</p> </div> </div>
<p>Track Pants</p> <p>Youth: \$32</p>	<div style="display: flex; justify-content: space-around; align-items: center;"> <div style="text-align: center;">  <p>TP1.1</p> </div> <div style="text-align: center;">  <p>TP1.2</p> </div> </div>
<p>Toque 1</p> <p>\$15</p>	<div style="display: flex; justify-content: space-around; align-items: center;"> <div style="text-align: center;">  <p>TQ1.1</p> </div> <div style="text-align: center;">  <p>TQ1.2</p> </div> <div style="text-align: center;">  <p>TQ1.3</p> </div> </div>
<p>Toque 2</p> <p>\$15</p>	<div style="display: flex; justify-content: space-around; align-items: center;"> <div style="text-align: center;">  <p>TQ2.1</p> </div> <div style="text-align: center;">  <p>TQ2.2</p> </div> <div style="text-align: center;">  <p>TQ2.3</p> </div> </div>

YOUTH SIZE CHARTS

HOODIES

	XS (2-4)	S (6-8)	M (10-12)	L (14)	XL (16)
Width	15"	17"	18"	19"	20"
Length	19"	21.25"	22.25"	24"	25.5"
Sleeve	23.5"	26.5"	27.75"	30.25"	33"

T-SHIRT

	XS (2-4)	S (6-8)	M (10-12)	L (14-16)	XL (18-20)
Width	16"	17"	18"	19"	20"
Length	20.5"	22"	23.5"	25"	26.5"

FLEECE JOGGERS

	S (6-8)	M (10-12)	L (14)	XL (16)
Waist	20-21"	22-23"	24-25"	26-27"
Inseam	19"	22"	25"	28"

GYM SHORTS

	XS	S	M	L
Relaxed Waist	20.5"	21.5"	22.5"	23.5"
Inseam	4.5"	5"	5.5"	6"

ADULT SIZE CHARTS

HOODIES

	S	M	L	XL	2XL
Width	20"	22"	24"	26"	28"
Length	26"	27"	28"	29"	30"
Sleeve	33"	34"	35"	36"	37"

T-SHIRT

	S	M	L	XL	2XL
Width	18"	20"	22"	24"	26"
Length	28"	29"	30"	31"	32"

FLEECE JOGGERS

	S	M	L	XL	2XL
Waist	24-26"	28-29"	30-31"	32-33"	36-37"
Inseam	29"	29.5"	30"	30.5"	31"

GYM SHORTS

	S	M	L	XL	2XL
Relaxed Waist	24"	26"	28"	30"	32"
Inseam	9"	9"	9"	9"	9"



Welcome back!

September 2022

The City of Markham Parking Enforcement Unit is reaching out to all Markham schools to make you aware of the many school zone parking complaints that we receive each year. We aim to reduce unsafe vehicular activity in school zones by communicating to you the common school zone parking violations.

The City of Markham has over 90 schools and Public safety is important to us. We continue to do everything we can to address all of the complaints received. Despite posted signage, education, and enforcement, residents are continuing to park their vehicles in violation of the City of Markham Parking By-law. Schools within the City of Markham are patrolled regularly and we continue to work closely with York Regional Police and Fire and Emergency Services throughout the year to attend schools requiring additional assistance. Verbal and/or physical threats against a Municipal Law Enforcement Officer will not be tolerated. Officers are expected to report all of these incidents to York Regional Police.

The City of Markham has implemented the Administrative Monetary Penalty System (AMPS). AMPS is a more efficient way for municipalities to enforce parking bylaws. It allows for parking tickets to be served in a variety of different methods; for example, they may now be served through mail if a vehicle is found in violation. In particular, traffic congestion during school drop off/pick up times present unique challenges for enforcement. Mailing parking tickets allows officers to address most of the illegally parked vehicles and not just one or two vehicles.

General inquiries and parking complaints, including on street parking should be directed to the Contact Centre at 905 477 7000 ext. 2050. For all general information regarding parking, please feel free to visit the City of Markham website at <https://www.markham.ca/wps/portal/home/about/city-hall/bylaws/bylaw>.

Please aid us in keeping school zones safe!

“The real penalty for not obeying parking regulations is that you may risk the safety of children!”

Sincerely,

Grace Lombardi
Municipal Law Enforcement Supervisor | Parking Division
City of Markham

Common School Zone Parking Violations

The City's Parking Enforcement Unit has implemented some new penalties for vehicles parked or stopped in violation within a school zone to help address those safety issues. Vehicles that are parked within a school zone will be subject to increased fines.

Drivers should be reminded to park in **permitted** areas only, which may include:

1. The school parking lot in accordance with signs posted; or,
2. Streets that **do not** have prohibited parking or prohibited stopping signs posted.

In addition to the most common parking violations listed below, drivers should ensure that they do not violate other parking regulations such as, parking too close or obstructing a fire hydrant, intersection, bus stop, private driveway, pathway, crosswalk, super mailbox, sidewalk etc.

Fire Route



These signs are posted to alert drivers that the area is a Fire Route. Fire Routes are classified as roads, laneways, or driveways that provide access to a building and may also include areas within a parking lot. A driver is in violation of this parking regulation if they are stopped or parked in a Fire Route even if their engine is running, hazard lights are flashing, or there is someone in the vehicle.

Where this sign is displayed, drivers are permitted to immediately drop off/pick up passengers – there cannot be a delay. For example, when a parent is dropping off their child to school, the child should get out of the vehicle and the parent should immediately drive away. Similarly, when a parent is engaged in picking up their child, the child should already be waiting at the curb for their parent. After the child gets into the vehicle, the parent must then immediately drive away. **There should be no waiting; if the child is not at the curb, the parent should move and return when the child is present.**

Where this sign is displayed, drivers are **not** permitted to:

1. Sit and wait in the car for their child (even for a few minutes); or
2. Leave their vehicle for any reason (even to quickly drop off their child's lunch).

Certain schools may have designated kiss-and-rides. These designated areas may or may not also be part of a fire route. It is important to note that the fire route restrictions take precedence over such kiss-and-rides and that the parking of vehicles in such areas are permitted only for the immediate pick-up and drop-off of passengers.

If passengers are not immediately picked up then the vehicle must not park in the fire route – for any length of time and even if the fire route is designated as a kiss-and-ride.

Prohibited Stopping



These signs are posted in order to alert drivers that stopping is prohibited. They are often posted on the surrounding streets of a school and may indicate the times of day that a driver is not permitted to stop their vehicle - drivers must continue to drive with the flow of traffic.

Where this sign is displayed, drivers are **not** permitted to:

1. Stop their vehicle to let passengers in or out of their vehicle; or
2. Stop and wait for their child to get into the vehicle.

Prohibited stopping areas are far more restrictive on what vehicular activity a person may be engaged in. A vehicle should not be stopped in a no stopping zone at any time, even for the purposes of loading/unloading goods and/or passengers.

Prohibited Parking



These signs are posted in order to alert drivers that parking is prohibited within the vicinity of the sign. A driver is in violation of this parking regulation if they have stopped the vehicle within the posted area. The vehicle is considered parked even if the engine is running, the hazard lights are flashing, or there is someone in the car. Additionally, these signs may indicate the times of day that a driver is not permitted to park their vehicle within the signed area.

Where this sign is displayed, drivers are permitted to immediately drop off/pick up individuals – there must not be a delay. For example, when a parent is dropping off their child to school, the child should get out of the vehicle and then the parent should immediately drive away. Similarly, when a parent is engaged in picking up their child, the child should already be waiting at the curb for their parent. After the child gets into the vehicle, the parent must then immediately drive away. **There should be no waiting; if the child is not at the curb, the parent should move and return when the child is present.**

Where this sign is displayed, drivers are **not** permitted to:

1. Sit and wait in the car for their child (even for a few minutes); or,
2. Leave their vehicle for any reason (even to quickly drop off their child's lunch).

Accessible Parking



These signs are posted to alert drivers that the parking spot they are located in is reserved for individuals with valid Accessible Parking Permits only. Vehicles are not permitted to park, stop, block, turn around in or otherwise occupy the spot unless a person with a valid Accessible Parking Permit is inside the vehicle. In addition, even with possession of such permits, the permit must be properly displayed. It is important to note that the permit is issued to an individual, not the vehicle; accordingly, drivers that are transporting individuals with accessible parking permits are subject to a parking ticket should the permit holder no longer be in the vehicle while the vehicle is occupying an accessible parking spot.

Common Parking Definitions

Below you will find some of our common definitions from the City of Markham's Parking Control By-law # 2005-188.

"Fire Route" means any roadway, driveway, lane, ramp or other means of vehicular access to or from a designated building which is designated as a fire access route by the City's Fire Department and shall include any part of a parking lot set aside by visible markings or markers for the purpose of vehicular movement.

"Park" or "Parking" means the halting of a vehicle, whether occupied or not, except when halting temporarily for the purpose of and while actually engaged in loading or unloading goods or passengers.

"Stop" or "Stopping" means the halting or leaving of a motor vehicle, even momentarily, whether occupied or not, except when necessary to avoid conflict or in compliance with the directions of a police officer or of a traffic control sign or signal.

"Highway" includes a common or public highway, street, avenue, boulevard, parkway, driveway, square, place, bridge, viaduct, laneway, court, or trestle, designated and intended for, or used by the general public for the passage of vehicles; and includes the area between the lateral property lines thereof; after "for the passage of vehicles.

How can parents help?

- Observe and obey all traffic/parking signs
- Do not leave your car unattended
- Do not make U-turns in a school zone
- Give yourself extra time so that you are not rushed
- Respect other drivers. Be patient.
- Do not use private driveways in the area as alternate pick up/drop off points. Please respect other homeowners/private business properties.
- If you must drive, park legally - even if this means walking some distance.
- Recognize that safety takes precedent over convenience.
- **Encourage alternative transportation (biking, walking, and taking the bus).**

Frequently Asked Questions

1. How close to the curb should drivers park?

Drivers should not park more than **15cm (6 inches)** from a curb.

2. How close to an intersection may drivers park?

A vehicle should not be parked within 9m (30 ft.) of an intersection on any road. This includes the portion of an intersection where two roads intersect to form a 'T'-shaped zone. In addition to the above, a vehicle should not be parked within 15m (49 ft.) of any signalized intersection.

3. How far should drivers park away from a fire hydrant?

Drivers should maintain a distance of 3m (10 ft.) from the fire hydrant. This includes areas where a fire hydrant may be located a substantial distance from the curb and/or street. Vehicles must park at least 3m (10 ft.) clear of the curb that lines up with a fire hydrant provided there are no other parking restrictions.

4. What do I do when I receive a parking ticket?

Individuals that receive a parking ticket either in person, on the vehicle, or by mail, are advised to follow the directions provided on the back of the parking ticket. It is the responsibility of the driver to respond in a timely manner.



Red Cross Babysitting Course

(with first aid & CPR)

Offered by Stayin Alive with First Aid, CPR & AED

COURSE NOW OFFERED ONLINE

2HRS & 20MINS PER DAY

Saturday, Sunday, & following Saturday

Caregiver and first aid skills for youth in grades 5 to 8.

Participants learn how to manage difficult behaviour, recognize and prevent unsafe situations, how to care for babies and children, and leadership skills. Babysitting promises to deepen and enhance the responsibility that older youth feel when caring for younger children. The curriculum includes new science for giving appropriate care in an emergency.

Babysitting course online from 11am to 1:20pm 3 sessions for a total of 7hrs. Saturday, Sunday and following Saturday

Location: ONLINE: Google classroom

Instructor: Stayin Alive Certified Red Cross Instructor

Cost: \$65 per participant (Grades 5 to 8) + HST = **\$73.45**

Course content:

- Check, Call, Care (including phoning 911)
- Conscious choking (adult/child/baby/alone)
- Introduction to CPR (baby/child)
- Asthma (includes use of inhaler and spacer)
- Anaphylaxis (includes use of EpiPen), poisoning and insect stings
- Wound care (minor cuts and scrapes, splinters, nosebleeds, bumps and bruises, life-threatening bleeding, and burns)
- Broken bones, head, neck and back injuries, seizures

Course materials delivered (address required during registration):

Red Cross Babysitter's Manual and Materials

Red Cross Babysitter Certificate



Register today!
Space is limited to 26 per course

www.StayinAliveWithFirstAid.ca

Questions? info@StayinAliveWithFirstAid.ca



Red Cross Stay Safe Course

Offered by Stayin Alive with First Aid, CPR & AED

COURSE NOW OFFERED ONLINE

(2 hour and 20 min online sessions plus homework over 2 days)

For youth in grades 3, 4 and 5.

Participants learn the skills needed to stay safe on their own at home, how to respond to unexpected situations (such as strangers or visitors knocking on the door), how to give first aid treatment, and when and how to call 911. Whether in the community or alone, this course is a must-take if you want your children to have better tools for staying safe.

A new school year and we are now offering these courses online again this year. We have also put a freeze on the price for another year.

Location: Online using Google Meet (link provided 15 mins prior to class)

Instructor: Stayin Alive Certified Red Cross Instructor

Cost: \$65 per participant (Grades 3, 4 and 5) + HST = **\$73.45**

Course content:

- Understanding the responsibility of being accountable for yourself
- How to stay safe at home and within the community
- Check, Call, Care (including phoning 911)
- Conscious choking (adult/child/alone)
- Asthma (includes use of inhaler and spacer)
- Anaphylaxis (includes use of EpiPen), poisoning and insect stings
- Wound care (minor cuts and scrapes, splinters, nosebleeds, bumps and bruises, life-threatening bleeding, and burns)

Course materials delivered (address required during registration):

Red Cross Stay Safe Manual

Red Cross Stay Safe Certificate



Register today!
Space is limited to 14 per course
www.StayinAliveWithFirstAid.ca

Questions? info@StayinAliveWithFirstAid.ca



Elementary Program (SK to Grade 8)

Indigenous Languages and International Languages - Elementary Online and Face-to-Face Programs

Dear Students and Families,

We welcome everyone to the 2022-2023 Indigenous Languages and International Languages (ILIL) program year and thank you for your continued support and patience. We are pleased to offer both face-to-face and online classes.

We are excited to welcome our students and families back to in-person instruction onsite for the 2022-2023 elementary program year. While we will be returning to the same ILIL school locations pre-pandemic, there may be some changes to the locations in which specific languages are offered.

***NEW* Elementary Online/Remote Options:**

To better serve our language learning community, we have added online/remote learning options on Tuesday and Wednesday evenings. Online learning does not require students and teachers to be face-to-face at a school site. Classes occur online using a synchronous and asynchronous model, with check-in opportunities with the teacher. Families will be contacted with updates as necessary.

All program updates will be made on our [Board ILIL program homepage](#).

Did you know research shows that speaking more than one language may:

- Deepen cultural awareness
- Enhance communication with people from diverse backgrounds
- Improve memory and concentration
- Enhance decision-making and multi-tasking skills
- Open future employment opportunities

International Languages Elementary Program, Resource Guide, Ontario Ministry of Education (2012)

Elementary Program Update and Registration

The first week of online classes will begin Friday, September 30, 2022. Please refer to our [ILIL Elementary Program](#) webpage for the most up-to-date information.

- Online registration is open and available to YRDSB and NON-YRDSB students:
 - Login here if you have an [existing Edsby account](#)
 - Or, to [create a new Edsby account](#)**NOTE: Use of a laptop or desktop is highly recommended. Edsby cannot support online registration from any mobile or tablet device.**
- Program Fee
 - In recognition of the continued hardships faced during the pandemic, the consumable/resource fee for the 2022-2023 will remain at \$10.00. This is due at the time of registration to be paid online via Edsby
 - International fee-paying visa students are required to pay an additional \$225 for registration, for a total of \$235.

Best regards,
The Indigenous Languages and International Languages Team

Phone Number: (905) 884-2046 ext. 242, Email: ILIL@yrdsb.ca